

Basic Rack Power Distribution Unit (PCI-PDU-BVT16)

Overview and Specifications

Overview

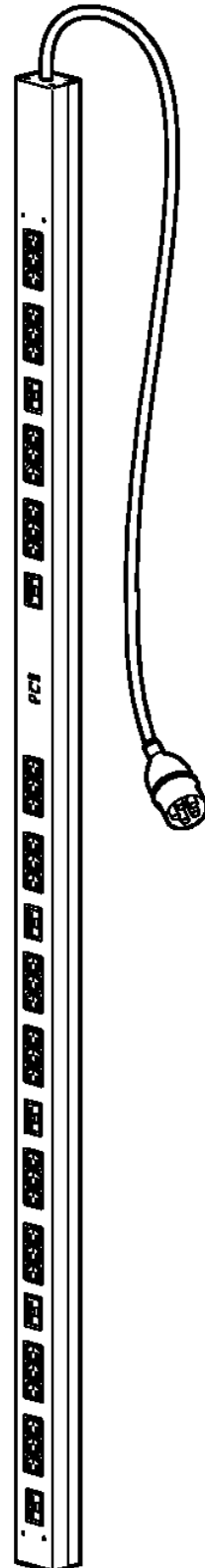
The Paya Communication Industries (PCI) Basic Rack Power Distribution Unit (PDU) distributes power to devices in the rack.

Outlets. The Rack PDU has thirty-six (36) IEC-320-C13 and six (6) IEC-320-C19 outlets.

Power cord. The 1.8m (6ft) power cord terminates with a 16A, 5-pin IEC-309 connector.

Toolless mounting. The Rack PDU has two toolless mounting pegs for 0 U mounting capability in a rack or enclosure.

- ① Thirty-six(36) IEC-320-C13 outlets
- ② Six(6) IEC-320-C19 outlets
- ③ 5-Pin IEC-309 connector
- ④ 1.8m(6ft) cord length
- ⑤ Two(2) toolless mounting pegs



Specifications

Electrical

Acceptable input voltage	220–240 VAC ± 10%
Nominal input voltage	230/400 VAC, 3-phase
Maximum input current (phase)	16 A
Input frequency	50/60 Hz
Input connection	16 A, 5-pin IEC-309
Input power	11.0 kVA
Output voltage	220–240 VAC
Maximum output current (outlet)	IEC-320-C13: 10 A; IEC-320-C19: 16 A
Maximum output current (phase)	16 A

Physical

Dimensions (H x W x D) (depth does not include toolless pegs)	177.8 x 5.6 x 4.4 cm (70 x 2.2 x 1.7 in)
Shipping dimensions (H x W x D)	213.4 x 15.2 x 12.7 cm (84.8 x 6.0 x 5.0in)
Weight/shipping weight	5.4 kg (10.0 lb) / 8.8 kg (19.5 lb)
Power cord length	1.8 m (6.0 ft)

Environmental

Maximum elevation (above MSL) Operating/Storage	0–3 000 m (0–10,000 ft) / 0–15 000 m (0–50,000 ft)
Temperature Operating/Storage	–5 to 45°C (23 to 115°F) / –25 to 65°C (–13 to 149°F)
Humidity Operating/Storage	5–95% RH, non-condensing

Compliance

Connector Safty	CE Verification
-----------------	-----------------

Basic Rack Power Distribution Unit (PCI-PDU-BVT16)

Overview and Specifications

Overview

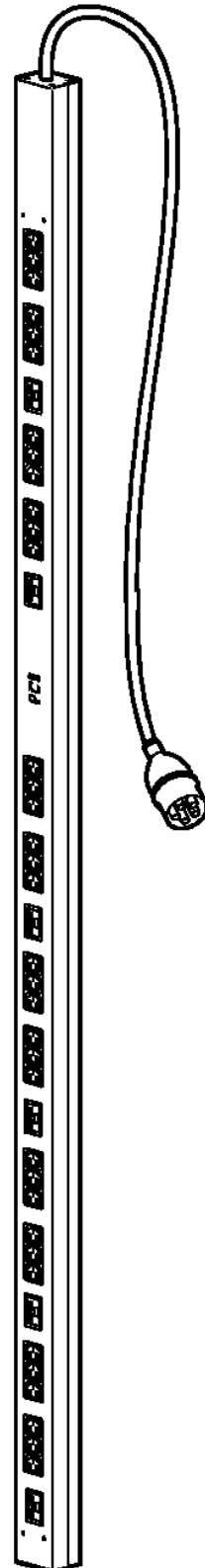
The Paya Communication Industries (PCI) Basic Rack Power Distribution Unit (PDU) distributes power to devices in the rack.

Outlets. The Rack PDU has thirty-six (36) IEC-320-C13 and six (6) IEC-320-C19 outlets.

Power cord. The 1.8m (6ft) power cord terminates with a 16A, 5-pin IEC-309 connector.

Toolless mounting. The Rack PDU has two toolless mounting pegs for 0 U mounting capability in a rack or enclosure.

- ① Thirty-six(36) IEC-320-C13 outlets
- ② Six(6) IEC-320-C19 outlets
- ③ 5-Pin IEC-309 connector
- ④ 1.8m(6ft) cord length
- ⑤ Two(2) toolless mounting pegs



Specifications

Electrical

Acceptable input voltage	220–240 VAC ± 10%
Nominal input voltage	230/400 VAC, 3-phase
Maximum input current (phase)	16 A
Input frequency	50/60 Hz
Input connection	16 A, 5-pin IEC-309
Input power	11.0 kVA
Output voltage	220–240 VAC
Maximum output current (outlet)	IEC-320-C13: 10 A; IEC-320-C19: 16 A
Maximum output current (phase)	16 A

Physical

Dimensions (H x W x D) (depth does not include toolless pegs)	177.8 x 5.6 x 4.4 cm (70 x 2.2 x 1.7 in)
Shipping dimensions (H x W x D)	213.4 x 15.2 x 12.7 cm (84.8 x 6.0 x 5.0in)
Weight/shipping weight	5.4 kg (10.0 lb) / 8.8 kg (19.5 lb)
Power cord length	1.8 m (6.0 ft)

Environmental

Maximum elevation (above MSL) Operating/Storage	0–3 000 m (0–10,000 ft) / 0–15 000 m (0–50,000 ft)
Temperature Operating/Storage	–5 to 45°C (23 to 115°F) / –25 to 65°C (–13 to 149°F)
Humidity Operating/Storage	5–95% RH, non-condensing

Compliance

Connector Safty	CE Verification
-----------------	-----------------

Basic Rack Power Distribution Unit (PCI-PDU-BVS32)

Overview and Specifications

Overview

The Paya Communication Industries (PCI) Basic Rack Power Distribution Unit (PDU) distributes power to devices in the rack.

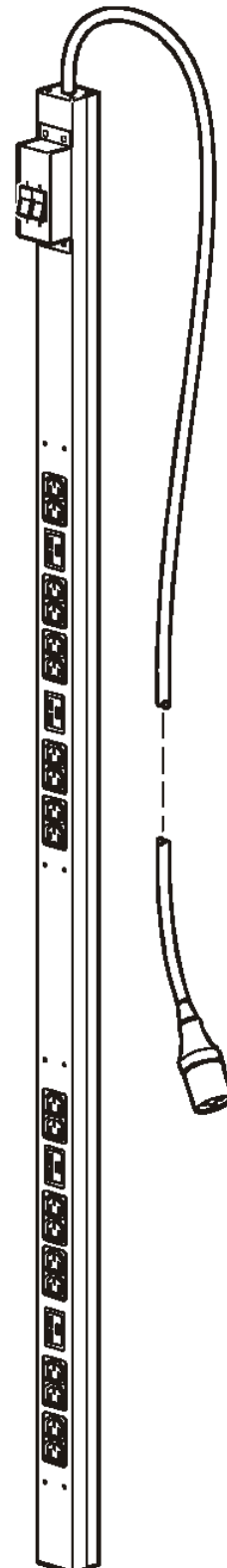
Outlets. The Rack PDU has twenty (20) IEC-320-C13 and four (4) IEC-320-C19 outlets.

Current protection. The Rack PDU has two (2) 16A, 1-pole hydraulic-magnetic circuit breakers.

Power cord. The 1.8m (6ft) power cord terminates with a 32A, 3-pin IEC-309 connector.

Toolless mounting. The Rack PDU has two toolless mounting pegs for 0 U mounting capability in a rack or enclosure.

- ① Twenty (20) IEC-320-C13 outlets
- ② Four (4) IEC-320-C19 outlets
- ③ 3-Pin IEC-309 connector
- ④ Two (2) Hydraulic-magnetic circuit breakers
- ⑤ 1.8m (6ft) cord length
- ⑥ Two (2) toolless mounting pegs



Specifications

Electrical

Acceptable input voltage	220–240 VAC \pm 10%
Nominal input voltage	230 VAC
Maximum input current (phase)	32 A
Input frequency	50/60 Hz
Input connection	32 A, 3-pin IEC-309
Input power	7.4 kVA
Output voltage	220–240 VAC
Maximum output current (outlet)	IEC-320-C13: 10 A; IEC-320-C19: 16 A
Maximum output current (phase)	32 A

Physical

Dimensions (H x W x D) (depth does not include toolless pegs)	161.9 x 5.6 x 4.4 cm (63.7 x 2.2 x 1.7 in)
Shipping dimensions (H x W x D)	213.4 x 15.2 x 12.7 cm (84.8 x 6.0 x 5.0in)
Weight/shipping weight	6.46 kg (5.56 lb) / 6.46 kg (14.25 lb)
Power cord length	1.8 m (6.0 ft)

Environmental

Maximum elevation (above MSL) Operating/Storage	0–4500 m (0–15,000 ft) / 0–15 000 m (0–50,000 ft)
Temperature Operating/Storage	–5 to 45°C (23 to 115°F) / –25 to 65°C (–13 to 149°F)
Humidity Operating/Storage	5–95% RH, non-condensing

Compliance

Connector Safty	CE Verification
-----------------	-----------------

Metered Rack Power Distribution Unit (PCI-PDU-MVS53)

Overview and Specifications

Overview

The Paya co. Metered Rack Power Distribution Unit (PDU) distributes power to devices in the rack. It has a sensor that measures the current that it and its attached devices use. It can be monitored through Web, SNMP, SSH, or Central Monitoring interfaces.

Outlets. The Rack PDU has thirty-six (36) IEC-320-C13 and six (6) IEC-320-C19 locking outlets.

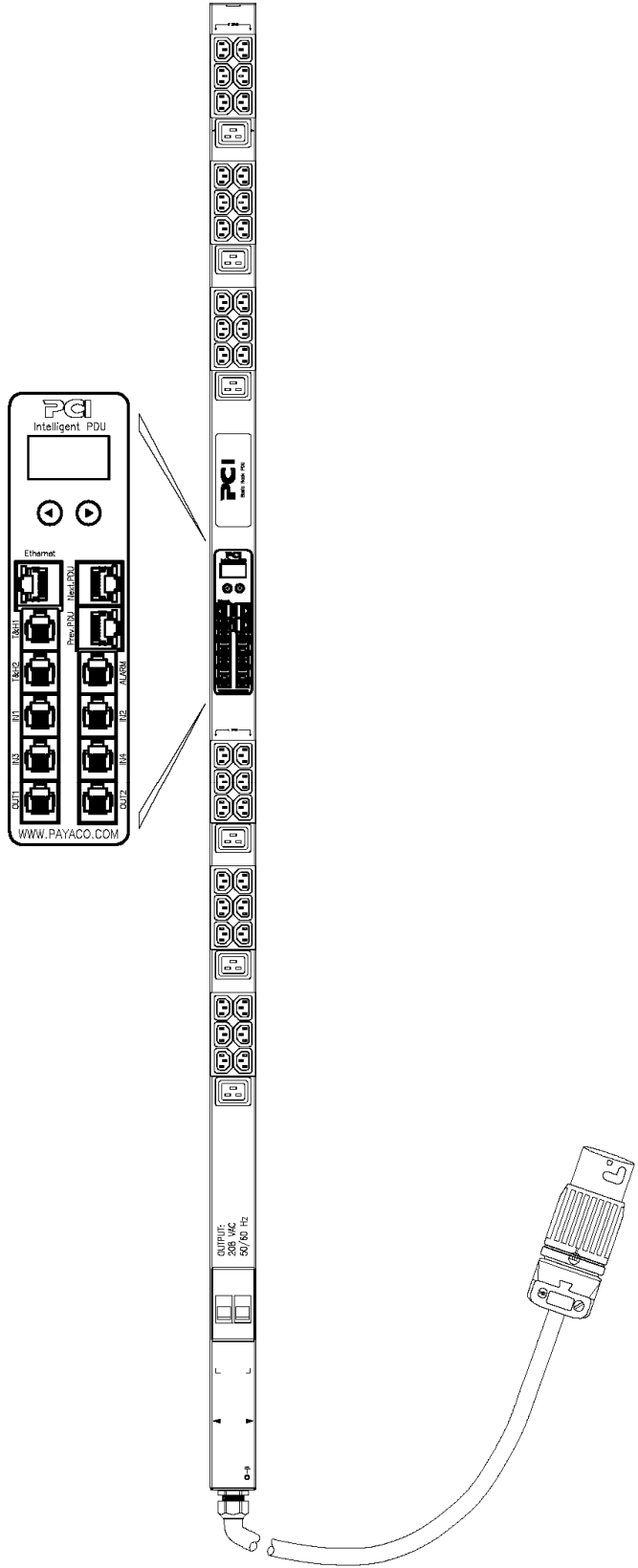
Overcurrent protection. The Rack PDU has two (2) 20 A, 1-pole hydraulic-magnetic circuit breakers.

Display interface. The liquid crystal display (LCD) and input buttons allow you to monitor current, power, and voltage measurements of the Rack PDU. Remote communication can be established through the Ethernet port. The PDU ports enable data transfer to other PDUs. The environmental sensor port allows for monitoring of the temperature and humidity of the room or enclosure.

Power cord. The 3.0m (10ft) power cord terminates with a 32A, 3-pin IEC-309 connector.

Toolless mounting. The Rack PDU has two toolless mounting pegs for 0 U mounting capability in a rack or enclosure.

- ① Magnetic circuit breakers
- ② Thirty-six(36) IEC-320-C13 outlets
- ③ Six(6) IEC-320-C19 outlets
- ④ Graphical LED
- ⑤ Two(2) input buttons
- ⑥ Ethernet network port
- ⑦ Two(2) PDU expansion ports
- ⑧ Two(2) temperature & Humidity input ports
- ⑨ Alarm output port
- ⑩ Four(4) digital input signal ports
- ⑪ Two(2) Transistor alarm output ports
- ⑫ 3-Pin IEC-309 connector



Specifications

Electrical

Acceptable input voltage	220–240 VAC +6%, -10%
Maximum input current (phase)	32 A VDE
Input frequency	50/60 Hz
Input connection	32 A, 3-pin IEC-309
Input power	7.4 kVA VDE
Output voltage	220–240 VAC
Maximum output current (outlet)	IEC-320-C13: 10 A; IEC-320-C19: 16 A VDE
Maximum output current (phase)	32 A VDE
Maximum input current (bank)	16 A VDE
Output connections	Thirty-six (36) IEC-320-C13; six (6) IEC-320-C19
Overload protection (internal)	Two (2) 20 A, 1-pole hydraulic-magnetic circuit breakers

Physical

Dimensions (H x W x D) (depth does not include toolless pegs)	179.1 x 5.6 x 4.4 cm (70.5 x 2.2 x 1.7 in)
Power cord length	3.0 m (10 ft)
Shipping dimensions (H x W x D)	192.4 x 16.2 x 10.7 cm (75.8 x 6.4 x 4.2 in)
Weight/shipping weight	6.7 kg (14.8 lb) / 8.6 kg (19.0 lb)

Environmental

Maximum elevation (above MSL) Operating/Storage	0–3 000 m (0–10,000 ft) / 0–15 000 m (0–50,000 ft)
Temperature Operating/Storage	–5 to 45°C (23 to 115°F) / –25 to 65°C (–13 to 149°F)
Humidity Operating/Storage	5–95% RH, non-condensing

Compliance

EMC verification	EN 55022 Class A, EN 55024, EN 61000-3-2, EN 61000-3-3
Safety verification	VDE

Metered Rack Power Distribution Unit (PCI-PDU-MVS54)

Overview and Specifications

Overview

The Paya co. Metered Rack Power Distribution Unit (PDU) distributes power to devices in the rack. It has a sensor that measures the current that it and its attached devices use. It can be monitored through Web, SNMP, SSH, or Central Monitoring interfaces.

Outlets. The Rack PDU has twenty-four (24) IEC-320-C13 and six (6) IEC-320-C19 locking outlets.

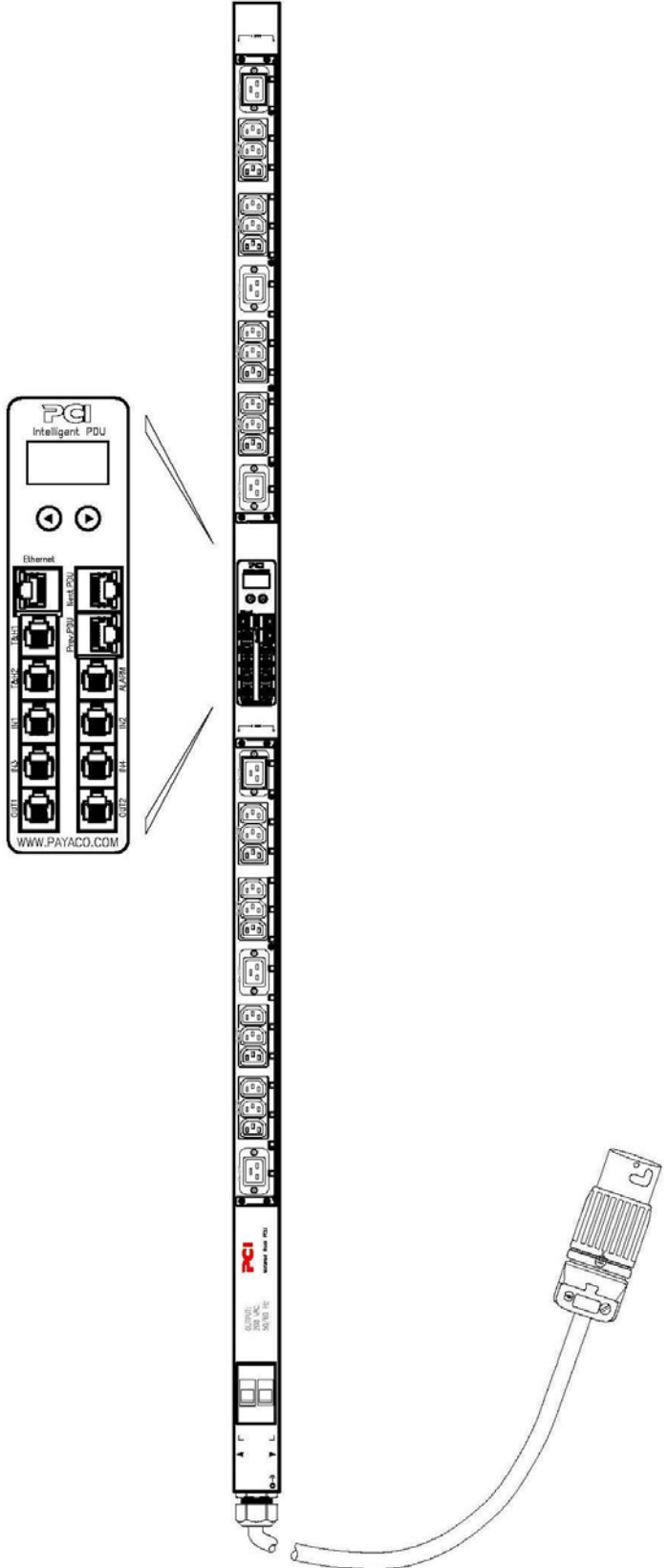
Overcurrent protection. The Rack PDU has two (2) 20 A, 1-pole hydraulic-magnetic circuit breakers.

Display interface. The liquid crystal display (LCD) and input buttons allow you to monitor current, power, and voltage measurements of the Rack PDU. Remote communication can be established through the Ethernet port. The PDU ports enable data transfer to other PDUs. The environmental sensor port allows for monitoring of the temperature and humidity of the room or enclosure.

Power cord. The 3.0m (10ft) power cord terminates with a 32A, 3-pin IEC-309 connector.

Toolless mounting. The Rack PDU has two toolless mounting pegs for 0 U mounting capability in a rack or enclosure.

- 1 Magnetic circuit breakers
- 2 Twenty-four(24) IEC-320-C13 outlets
- 3 Six(6) IEC-320-C19 outlets
- 4 Graphical LED
- 5 Two(2) input buttons
- 6 Ethernet network port
- 7 Two(2) PDU expansion ports
- 8 Two(2) temperature & Humidity input ports
- 9 Alarm output port
- 10 Four(4) digital input signal ports
- 11 Two(2) Transistor alarm output ports
- 12 3-Pin IEC-309 connector



Specifications

Electrical

Acceptable input voltage	220–240 VAC +6%, -10%
Maximum input current (phase)	32 A VDE
Input frequency	50/60 Hz
Input connection	32 A, 3-pin IEC-309
Input power	7.4 kVA VDE
Output voltage	220–240 VAC
Maximum output current (outlet)	IEC-320-C13: 10 A; IEC-320-C19: 16 A VDE
Maximum output current (phase)	32 A VDE
Maximum input current (bank)	16 A VDE
Output connections	Twenty-four (24) IEC-320-C13; six (6) IEC-320-C19
Overload protection (internal)	Two (2) 20 A, 1-pole hydraulic-magnetic circuit breakers

Physical

Dimensions (H x W x D) (depth does not include toolless pegs)	179.1 x 5.6 x 4.4 cm (70.5 x 2.2 x 1.7 in)
Power cord length	3.0 m (10 ft)
Shipping dimensions (H x W x D)	192.4 x 16.2 x 10.7 cm (75.8 x 6.4 x 4.2 in)
Weight/shipping weight	6.7 kg (14.8 lb) / 8.6 kg (19.0 lb)

Environmental

Maximum elevation (above MSL) Operating/Storage	0–3 000 m (0–10,000 ft) / 0–15 000 m (0–50,000 ft)
Temperature Operating/Storage	–5 to 45°C (23 to 115°F) / –25 to 65°C (–13 to 149°F)
Humidity Operating/Storage	5–95% RH, non-condensing

Compliance

EMC verification	EN 55022 Class A, EN 55024, EN 61000-3-2, EN 61000-3-3
Safety verification	VDE

Metered Rack Power Distribution Unit (PCI-PDU-MVT81)

Overview and Specifications

Overview

The Paya co. Metered Rack Power Distribution Unit (PDU) distributes power to devices in the rack. It has a sensor that measures the current that it and its attached devices use. It can be monitored through Web, SNMP, SSH, or Central Monitoring interfaces.

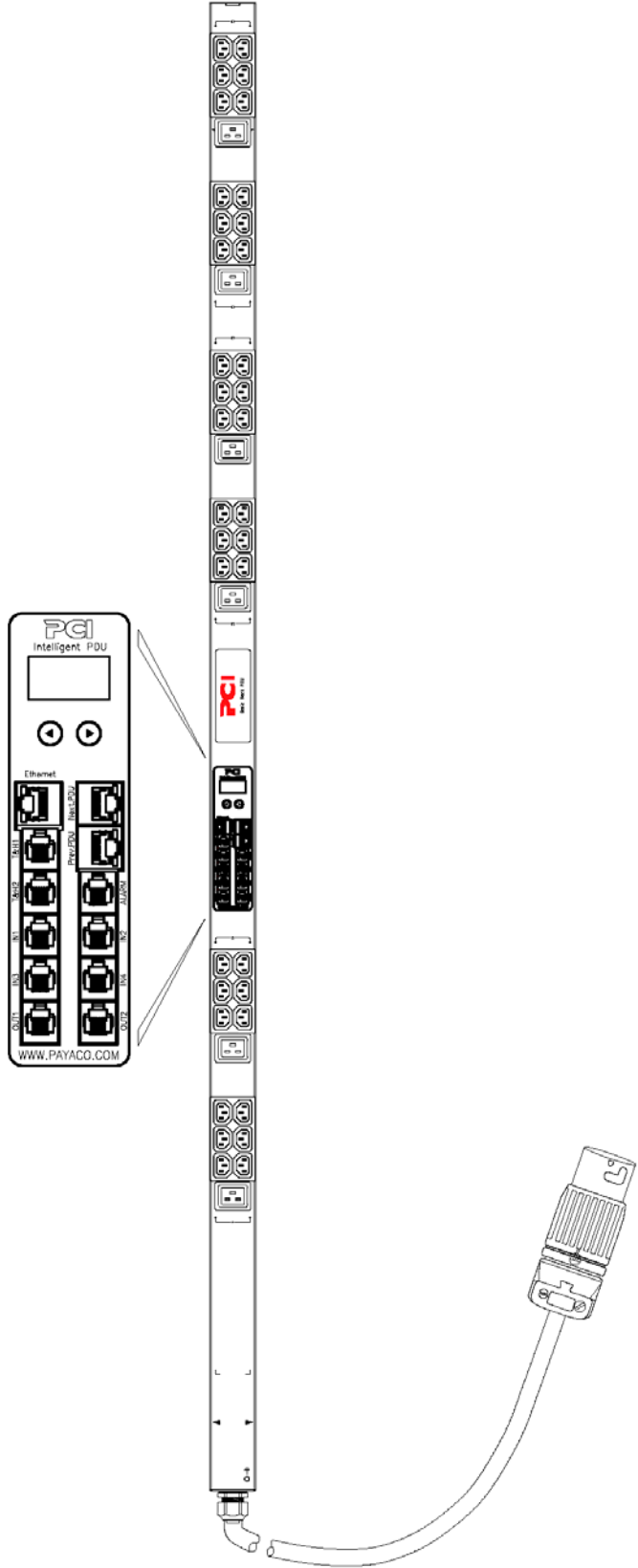
Outlets. The Rack PDU has thirty-six (36) IEC-320-C13 and six (6) IEC-320-C19 locking outlets.

Display interface. The liquid crystal display (LCD) and input buttons allow you to monitor current, power, and voltage measurements of the Rack PDU. Remote communication can be established through the Ethernet port. The PDU ports enable data transfer to other PDUs. The environmental sensor port allows for monitoring of the temperature and humidity of the room or enclosure.

Power cord. The 2.0m (6.0ft) power cord terminates with a 16A, 5-pin IEC-309 connector.

Toolless mounting. The Rack PDU has two toolless mounting pegs for 0 U mounting capability in a rack or enclosure.

- ❶ Thirty-six(36) IEC-320-C13 outlets
- ❷ Six(6) IEC-320-C19 outlets
- ❸ Graphical LED
- ❹ Two(2) input buttons
- ❺ Ethernet network port
- ❻ Two(2) PDU expansion ports
- ❼ Two(2) temperature & Humidity input ports
- ❽ Alarm output port
- ❾ Four(4) digital input signal ports
- ❿ Two(2) Transistor alarm output ports
- ⓫ 5-Pin IEC-309 connector
- ⓬ Two(2) toolless mounting pegs



Specifications

Electrical

Acceptable input voltage	380–415 VAC +6%, -10%
Maximum input current (phase)	16 A VDE
Input frequency	50/60 Hz
Input connection	16 A, 5-pin IEC-309
Input power	11.0 kVA VDE
Output voltage	220–240 VAC
Maximum output current (outlet)	IEC-320-C13: 10 A; IEC-320-C19: 16 A VDE
Maximum output current (phase)	16 A VDE
Output connections	Thirty-six (36) IEC-320-C13; six (6) IEC-320-C19

Physical

Dimensions (H x W x D) (depth does not include toolless pegs)	179.1 x 5.6 x 4.4 cm (70.5 x 2.2 x 1.7 in)
Power cord length	2.0 m (6.0 ft)
Shipping dimensions (H x W x D)	192.4 x 16.2 x 10.7 cm (75.8 x 6.4 x 4.2 in)
Weight/shipping weight	6.2 kg (13.6 lb) / 8.1 kg (17.8 lb)

Environmental

Maximum elevation (above MSL) Operating/Storage	0–3 000 m (0–10,000 ft) / 0–15 000 m (0–50,000 ft)
Temperature Operating/Storage	–5 to 45°C (23 to 115°F) / –25 to 65°C (–13 to 149°F)
Humidity Operating/Storage	5–95% RH, non-condensing

Compliance

EMC verification	EN 55022 Class A, EN 55024, EN 61000-3-2, EN 61000-3-3
Safety verification	VDE

Customer support and warranty information is available at the Paya co. Web site, www.payaco.com

Metered Rack Power Distribution Unit (PCI-PDU-MVT82)

Overview and Specifications

Overview

The Paya co. Metered Rack Power Distribution Unit (PDU) distributes power to devices in the rack. It has a sensor that measures the current that it and its attached devices use. It can be monitored through Web, SNMP, SSH, or Central Monitoring interfaces.

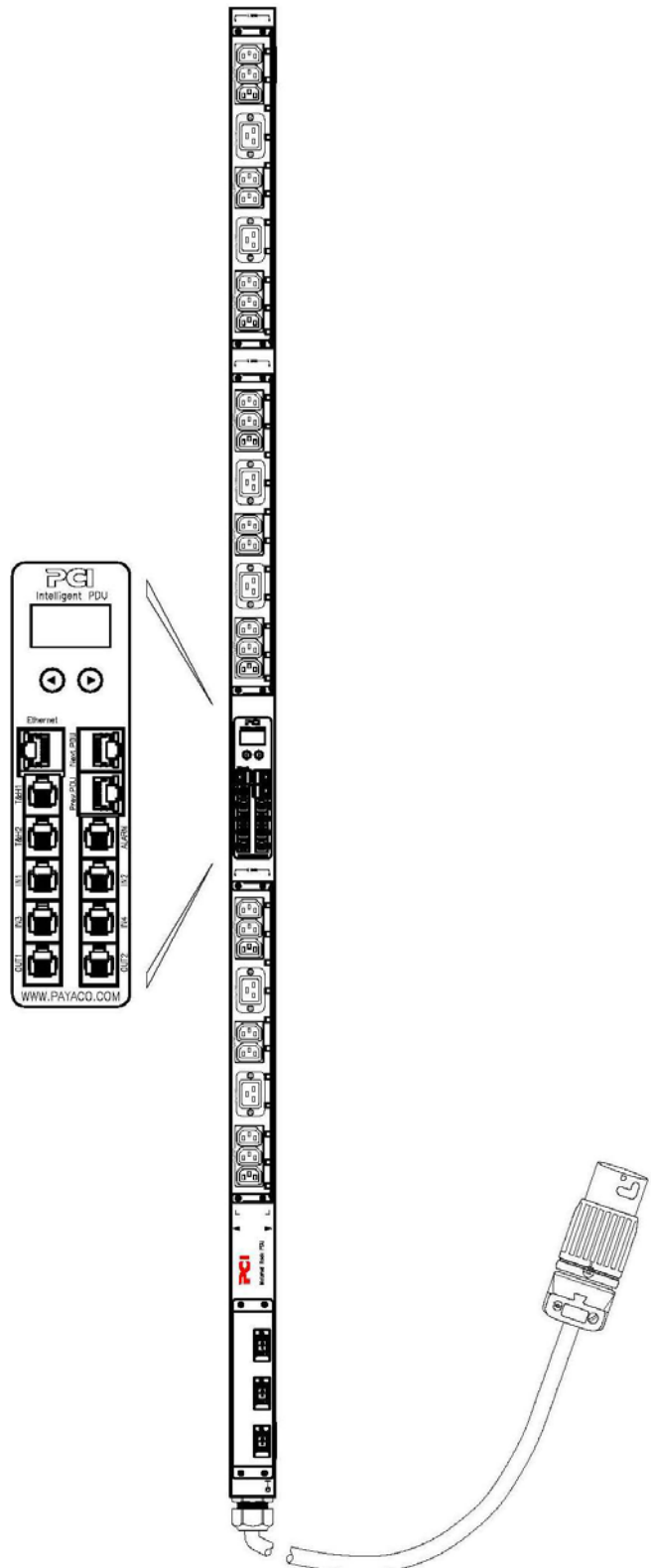
Outlets. The Rack PDU has twenty-four (24) IEC-320-C13 and six (6) IEC-320-C19 locking outlets.

Display interface. The liquid crystal display (LCD) and input buttons allow you to monitor current, power, and voltage measurements of the Rack PDU. Remote communication can be established through the Ethernet port. The PDU ports enable data transfer to other PDUs. The environmental sensor port allows for monitoring of the temperature and humidity of the room or enclosure.

Power cord. The 2.0m (6.0ft) power cord terminates with a 16A, 5-pin IEC-309 connector.

Toolless mounting. The Rack PDU has two toolless mounting pegs for 0 U mounting capability in a rack or enclosure.

- ① Twenty-four(24) IEC-320-C13 outlets
- ② Six(6) IEC-320-C19 outlets
- ③ Graphical LED
- ④ Two(2) input buttons
- ⑤ Ethernet network port
- ⑥ Two(2) PDU expansion ports
- ⑦ Two(2) temperature & Humidity input ports
- ⑧ Alarm output port
- ⑨ Four(4) digital input signal ports
- ⑩ Two(2) Transistor alarm output ports
- ⑪ 5-Pin IEC-309 connector
- ⑫ Two(2) toolless mounting pegs



Specifications

Electrical

Acceptable input voltage	380–415 VAC +6%, -10%
Maximum input current (phase)	32 A VDE
Input frequency	50/60 Hz
Input connection	32 A, 5-pin IEC-309
Input power	21.0 kVA VDE
Output voltage	220–240 VAC
Maximum output current (outlet)	IEC-320-C13: 10 A; IEC-320-C19: 16 A VDE
Maximum output current (phase)	32 A VDE
Output connections	Twenty-four (24) IEC-320-C13; six (6) IEC-320-C19

Physical

Dimensions (H x W x D) (depth does not include toolless pegs)	182.7 x 5.6 x 4.4 cm (71.9 x 2.2 x 1.7 in)
Power cord length	2.0 m (6.0 ft)
Shipping dimensions (H x W x D)	192.4 x 16.2 x 10.7 cm (75.8 x 6.4 x 4.2 in)
Weight/shipping weight	6.2 kg (13.6 lb) / 8.1 kg (17.8 lb)

Environmental

Maximum elevation (above MSL) Operating/Storage	0–3 000 m (0–10,000 ft) / 0–15 000 m (0–50,000 ft)
Temperature Operating/Storage	–5 to 45°C (23 to 115°F) / –25 to 65°C (–13 to 149°F)
Humidity Operating/Storage	5–95% RH, non-condensing

Compliance

EMC verification	EN 55022 Class A, EN 55024, EN 61000-3-2, EN 61000-3-3
Safety verification	VDE

Customer support and warranty information is available at the Paya co. Web site, www.payaco.com

Metered Rack Power Distribution Unit (PCI-PDU-MVT86)

Overview and Specifications

Overview

The Paya co. Metered Rack Power Distribution Unit (PDU) distributes power to devices in the rack. It has a sensor that measures the current that it and its attached devices use. It can be monitored through Web, SNMP, SSH, or Central Monitoring interfaces.

Outlets. The Rack PDU has thirty (30) IEC-320-C13 and twelve (12) IEC-320-C19 locking outlets.

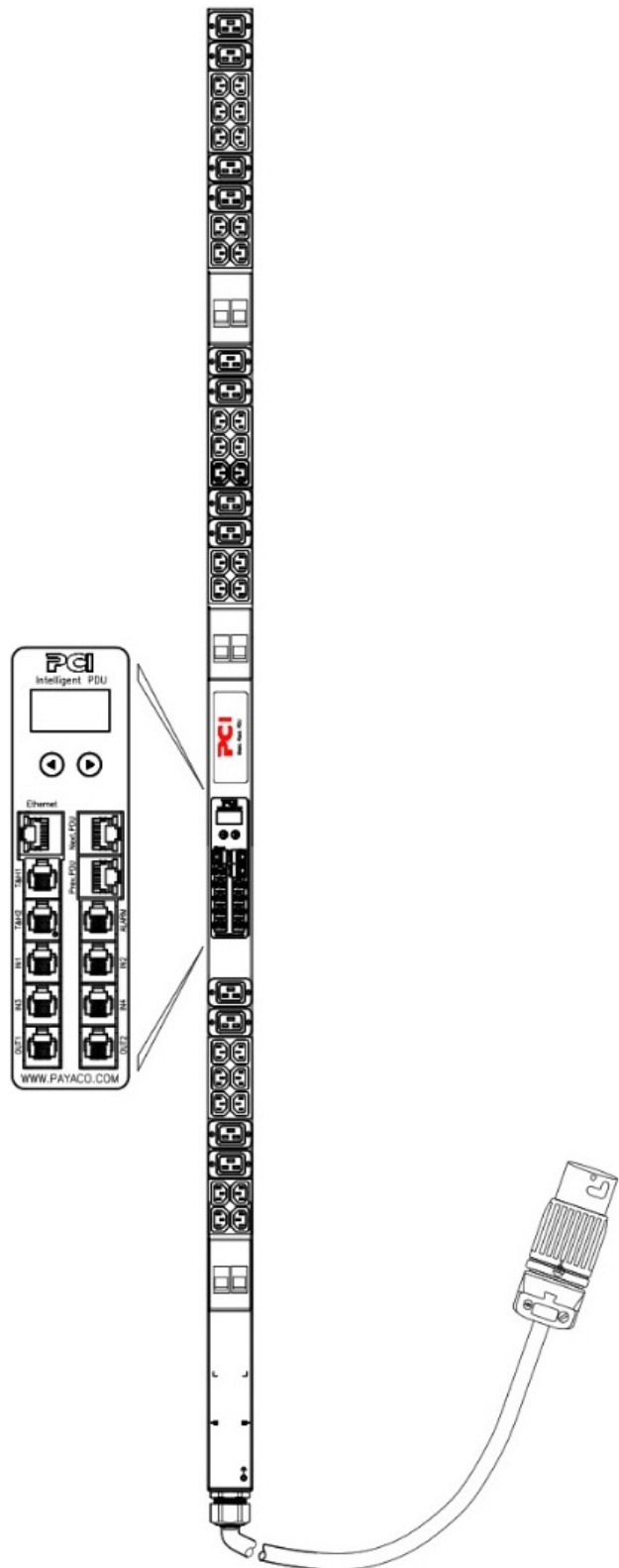
Overcurrent protection. The Rack PDU has six (6) 20 A, 1-pole hydraulic-magnetic circuit breakers.

Display interface. The liquid crystal display (LCD) and input buttons allow you to monitor current, power, and voltage measurements of the Rack PDU. Remote communication can be established through the Ethernet port. The PDU ports enable data transfer to other PDUs. The environmental sensor port allows for monitoring of the temperature and humidity of the room or enclosure.

Power cord. The 1.8m (6.0ft) power cord terminates with a 32A, 5-pin IEC-309 connector.

Toolless mounting. The Rack PDU has two toolless mounting pegs for 0 U mounting capability in a rack or enclosure.

- ❶ Magnetic circuit breakers
- ❷ Thirty (30) IEC-320-C13 outlets
- ❸ Twelve (12) IEC-320-C19 outlets
- ❹ Graphical LED
- ❺ Two (2) input buttons
- ❻ Ethernet network port
- ❼ Two (2) PDU expansion ports
- ❽ Two (2) temperature & Humidity input ports
- ❾ Alarm output port
- ❿ Four (4) digital input signal ports
- ⓫ Two (2) Transistor alarm output ports
- ⓬ 5-Pin IEC-309 connector
- ⓭ Two (2) toolless mounting pegs



Specifications

Electrical

Acceptable input voltage	380–415 VAC +6%, -10%
Maximum input current (phase)	32 A VDE
Input frequency	50/60 Hz
Input connection	32 A, 5-pin IEC-309
Input power	22.1 kVA VDE
Output voltage	220–240 VAC
Maximum output current (outlet)	IEC-320-C13: 10 A; IEC-320-C19: 16 A VDE
Maximum output current (phase)	32 A VDE
Output connections	Thirty (30) IEC-320-C13; twelve (12) IEC-320-C19

Physical

Dimensions (H x W x D) (depth does not include toolless pegs)	182.7 x 5.6 x 5.1 cm (71.9 x 2.2 x 2.0 in)
Power cord length	1.8 m (6.0 ft)
Shipping dimensions (H x W x D)	192.4 x 16.2 x 10.7 cm (75.8 x 6.4 x 4.2 in)
Weight/shipping weight	8.7 kg (19.2 lb) / 11.5 kg (25.4 lb)

Environmental

Maximum elevation (above MSL) Operating/Storage	0–3 000 m (0–10,000 ft) / 0–15 000 m (0–50,000 ft)
Temperature Operating/Storage	–5 to 45°C (23 to 115°F) / –25 to 65°C (–13 to 149°F)
Humidity Operating/Storage	5–95% RH, non-condensing

Compliance

EMC verification	EN 55022 Class A, EN 55024, EN 61000-3-2, EN 61000-3-3
Safety verification	VDE

Customer support and warranty information is available at the Paya co. Web site, www.payaco.com